



Thermally broken aluminium system sections with internal structural members

The minimal construction of the design rafters with internal structural members gives the impression of a flat roof from outside. Slender rafter sections with special aluminium cast covers give the system an almost floating design. When the appropriate vertical elements, glazing, ventilation and shades are installed, the system meets the requirements of the European Energy Saving Ordinance (EnEV) for heated residential grade wintergardens.



www.solarlux.com

56702-010-900 / 08.2014 / Subject to technical changes




WINTERGARDEN
SDL Nobiles

 **SOLARLUX**[®]
glass in motion

 **SOLARLUX**[®]

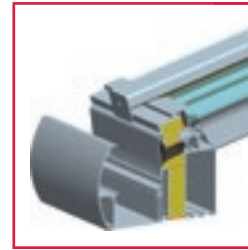


Advantages



Rafter

- | Slim, elegant design
- | Precisely designed insulation zones eliminate condensation weak spots in all connection areas
- | Water ingress is channelled down the rafter and out through the eaves



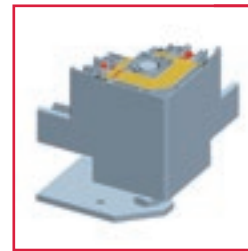
Gutter/downpipe

- | Elegant downpipe aluminium facing
- | Harmonious gutter design with improved appearance
- | High water carrying capacity
- | Maximum distances between posts due to steel reinforcement in eaves
- | Variety of eaves sizes possible
- | Standard or stepped glazing available



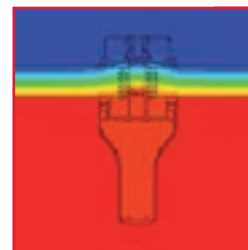
Variable corner post

- | Accepts vertical structural elements of 50-80 mm installation depths
- | 25mm external stop enables optimum compensation for construction and assembly tolerances
- | Ledge profiles form internal seal of units, no other finishing necessary



Corner post with base

- | Adjustable base console - tolerance absorption 60-170 mm
- | Element connection with 25mm stop for width tolerance compensation



Rate of heat transfer

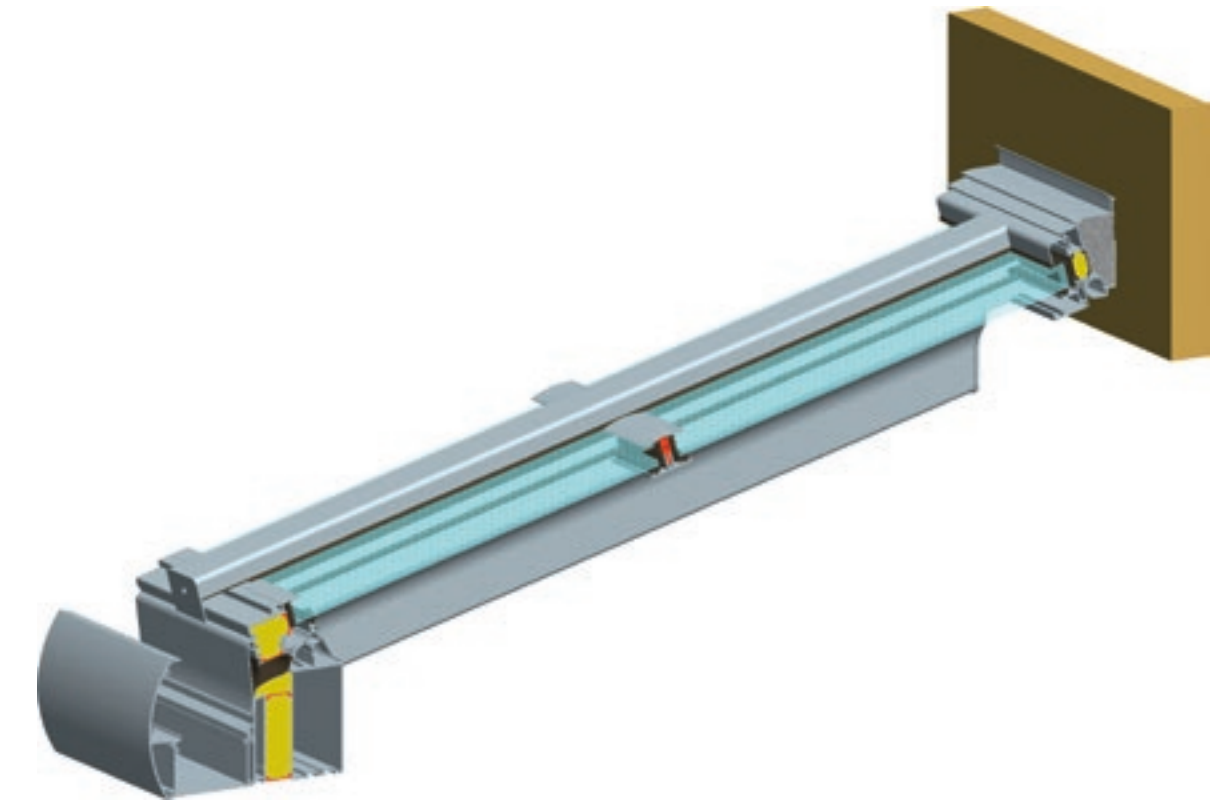
- | Rate of heat transfer
- | Low U-Values
- | EnEV-compliant



Lighting

- | Elegant lighting systems for flexible illumination of the wintergarden

Technical data



Section technology:

- | Completely thermally broken roofing system
- | Roof pitches of 5° to 45° possible
- | Elegant downpipe aluminium facing
- | Adjustable roof pitch through positioning of joint section
- | Easy, quick installation of the wall socket
- | No additional mullions or seals necessary on the inside of the wintergarden structure
- | High water carrying capacity of gutters and downpipes
- | Steel reinforcement of rafters and eaves
- | Variety of eaves sizes possible
- | Ventilation - high quality skylights or electric roof fans with automated controls

Glazing:

- | Roof glazing from 28 to 44 mm possible
- | The True Divided Light (TDL) glazing sash bar is form-fitted to the rafter with 4-sided structural glazing
- | Controlled, cascade-like drainage of entire roofing system
- | Standard or stepped glazing available

Surface:

- | Powder coating to RAL colours

Vertical elements:

- | Preferred vertical elements: SL 60e, SL 70e, SL 80/81, SL 82

