



Thermally broken aluminium system sections  
with internal structural members

The cable bracings and stainless steel components show off the intentionally visible force flow to give this system a particular distinction. The perforated rafter sections with internal structural members emphasise the high transparency of the wintergarden and fulfil design requirements to the highest degree of quality. When the appropriate vertical elements, glazing, ventilation and shades are installed, the system meets the requirements of the European Energy Saving Ordinance (EnEV) for heated residential grade wintergardens.



[www.solarlux.com](http://www.solarlux.com)

56702-009-900 / 08.2014 / Subject to technical changes



WINTERGARDEN  
SDL Akzent Vision


 **SOLARLUX**<sup>®</sup>  
glass in motion

 **SOLARLUX**<sup>®</sup>






## Advantages



### Rafter

- | Slim, elegant design
- | The use of T section rafters and stainless steel cable bracings creates maximum transparency with aesthetic design
- | Water ingress is channelled down the rafter and out through the eaves




### Gutter/downpipe

- | Elegant downpipe aluminium facing
- | Harmonious gutter design
- | High water carrying capacity
- | Steel reinforcement in the eaves and rafter ensures maximum distances between posts
- | Variety of eaves sizes possible
- | Standard or stepped glazing available




### Variable corner post

- | Accepts vertical structural elements of 50-80 mm installation depths
- | 25mm external stop enables optimum compensation for construction and assembly tolerances
- | Ledge profiles form internal seal of units, no other finishing necessary



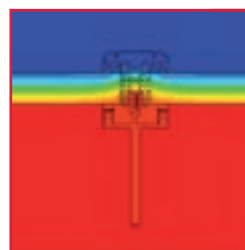
### Corner post with base

- | Adjustable base console - tolerance absorption 60-170 mm
- | Element connection with 25 mm stop for width-tolerance compensation



### Rafters


- | Stainless steel cable bracings with different compression members for large widths
- | Cascade-like drainage



### Rate of heat transfer

- | Isothermal flow
- | Low U-Values
- | EnEV-compliant

## Technical data



### Section technology:

- | Completely thermally broken roofing system
- | Roof pitches of 5° to 45° possible
- | Adaptation to roof pitch via positioning of the joint section in the joint
- | Easy, quick installation of the wall socket
- | No additional mullions or seals necessary on the inside of the wintergarden structure
- | Concealed steel reinforcement in the eaves ensures high load capacity and maximum distances between posts
- | High water carrying capacity of gutters
- | Variety of eaves sizes possible
- | Ventilation through high quality skylights or electric roof fans with automated controls

### Glazing:

- | Roof glazing from 28 to 44 mm possible
- | The True Divided Light (TDL) glazing sash bar is form-fitted to the rafter with 4-sided structural glazing
- | Controlled, cascade-like drainage of entire roofing system
- | Standard or stepped glazing available

### Surface:

- | Powder coating to RAL colours

### Vertical elements:

- | Preferred vertical elements: SL 60e, SL 70e, SL 80/81, SL 82

